

# The London Borough of Bromley Local Account



2015/16

Adult Social Care

Housing

Public Health

# Priorities and Facts

The departmental Portfolio Plan for 2015/16 focused on 'supporting improved quality of life through encouraging high aspirations, maximising independence, promoting healthy lives and protecting the most vulnerable'. The four Care Services Priority Outcomes were:

- Ensuring the health and wellbeing and enhancing quality of life for adults and older people with care and support needs;
- Maximising independence and reducing the need for care and support;
- Ensuring that people have a positive experience of care and support;
- Ensuring adults and older people whose circumstances make them vulnerable are safe and protected for avoidable harm.

These priorities have been revamped for 2016/17 and can be viewed at: [www.bromley.gov.uk/downloads/file/1741/care\\_services\\_portfolio\\_plan](http://www.bromley.gov.uk/downloads/file/1741/care_services_portfolio_plan)



The borough's population in the 2011 Census was 309,400, with 20,095 0-4 year olds recorded in the 2011 census. This is an increase of 4.7% since 2001.

Between April 2015 and March 2016 we:



Assessed the needs of 3894 new clients

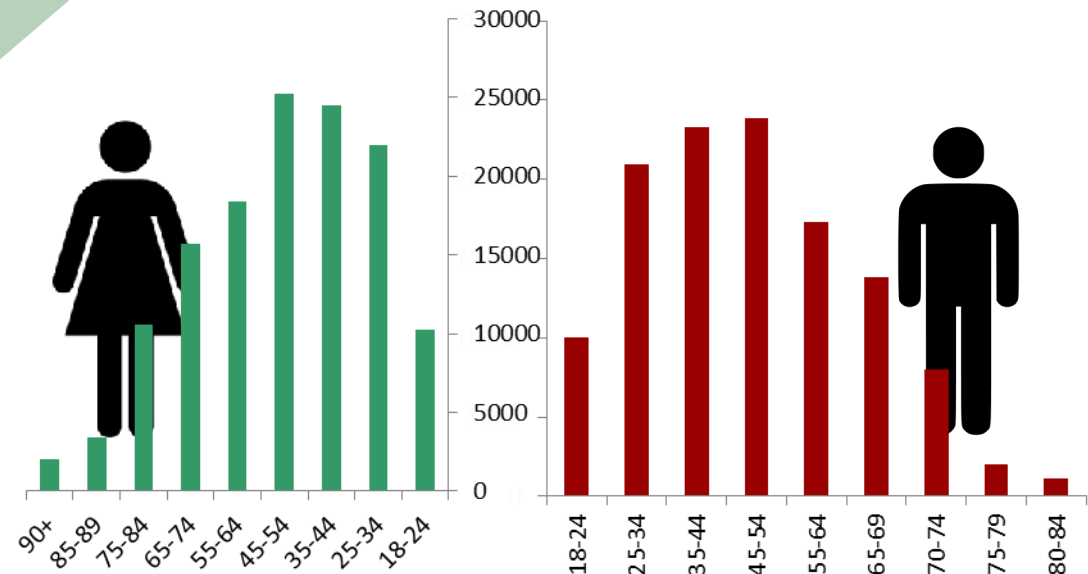


Assessed the needs of 1883 people with caring responsibilities



Provided 3846 adults with social care services

## Bromley's Population by Age and Gender



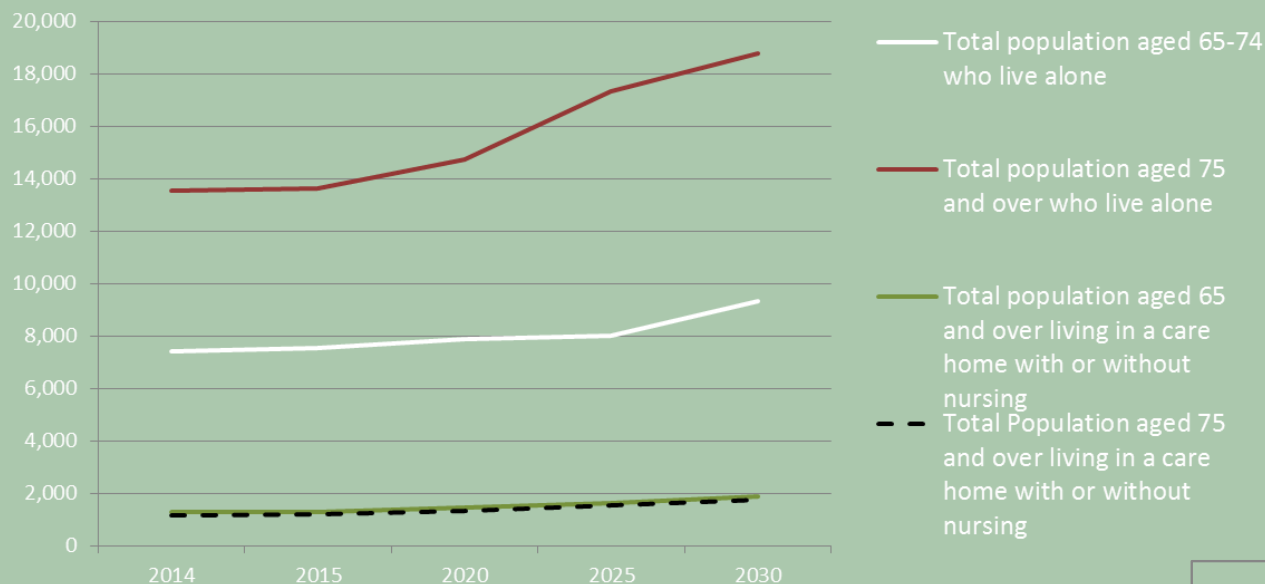
# Key Achievements

- ⇒ 85 young disabled adults have completed, or are currently being supported through, the travel training programme to become independent travelers.
- ⇒ Developed the Bromley MyLife 'Living Well with Dementia' section to support people with dementia, and their carers, to make informed choices about their lives. New pages include 'Things to do and places to go' and 'What is Dementia?' Since its launch, the enhanced section of the website has received 3,064 unique visitors viewing 4,974 pages.
- ⇒ As at April 2016, of the 3,698 people who have received reablement since the start of the programme in February 2010, 2,348 (63%) did not require an ongoing service.
- ⇒ Effectively supported hospital discharges and prevented readmissions through the 'Winter Resilience Programme'. Strengthened, through the integrated 'Transfer of Care' bureau, integrated seven day working between Health and Social Care at the Princess Royal University Hospital (PRUH), resulting in an increase in planned discharges.
- ⇒ Successfully diverted over 1,000 households (86%) approaching in housing need, therefore avoiding homelessness.
- ⇒ Maximised the effectiveness of the NHS Health Checks programme by ensuring that individuals at high risk of diabetes who require intensive lifestyle interventions to reduce the risk are managed appropriately.

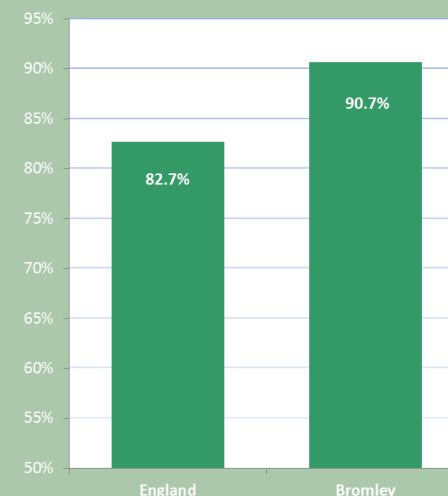
# Older People

In Bromley 18% of the population are over 65, which is higher than other London boroughs.

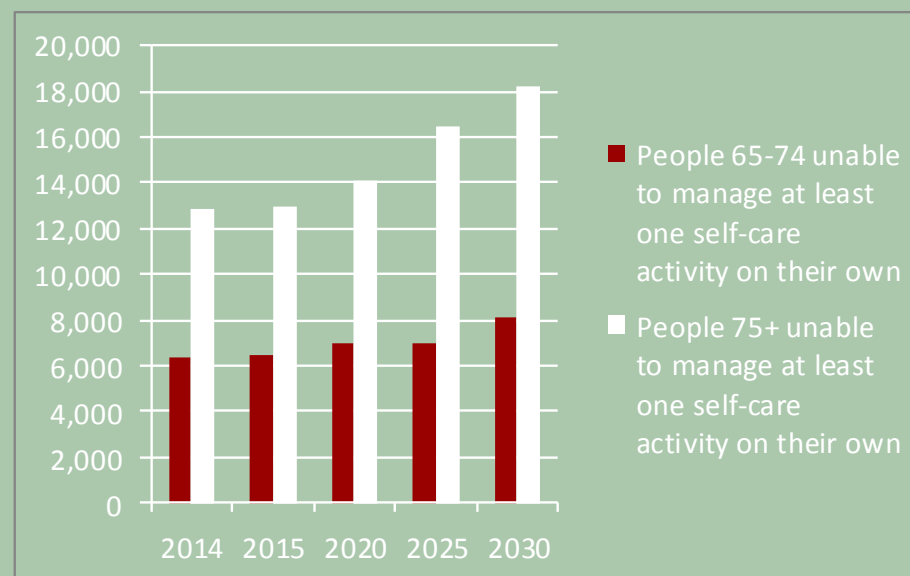
## Living Arrangements for People Over 65



## Older People (65 And Over) Who Were Still At Home 91 Days After Discharge from Hospital into Reablement/Rehabilitation Services 2015/16



The general population is increasing, but the number of people in this age bracket is increasing at a higher rate than people who are younger. The number of people who are aged at least 65 is predicted to grow from 57,000 to 66,000 by 2025. The increasing older population will bring an increase in degenerative diseases which will in turn prompt a rise in demand for Carers and care provisions for the elderly. This rise has had an influence on how future care and support needs are met. Residents of Bromley, and those who support them, may seek information through [www.bromley.gov.uk](http://www.bromley.gov.uk), [Bromley MyLife](#), the Adult Early Intervention Service (previously Bromley Social Services Direct) or face to face.



# Learning Disability

The number of people in Bromley with a learning disability over the age of 18 is 5,908.

The percentage gap between the working age learning disabled\* clients in paid employment and the percentage of all respondents in the Labour Force

# 66%

## People Predicted To Have A Learning Disability


	2015	2020	2025	2030
Aged 18-24	604	562	570	644
Aged 25-34	1,033	1,096	1,086	1,046
Aged 35-44	1,152	1,210	1,290	1,341
Aged 45-54	1,137	1,144	1,147	1,216
Aged 55-64	802	937	1,042	1,042
<b>Aged 18-64</b>	<b>4,728</b>	<b>4,948</b>	<b>5,134</b>	<b>5,289</b>

Of those at working age with a learning disability 8% live at home with their parents in the borough; this is a significant cohort of Carers that are susceptible to other stress related pressures and also other health issues brought on by their responsibilities. This figure is also an indication of how many people are not provided a house or care by their parents, but have to somehow secure this through other means; whether that is support from the Council, through voluntary providers or through their personal income. The number of people in the borough who live with the most severe cases of learning disability is also set to rise in Bromley.

Improving the independence of people with learning disabilities has always been important, for this reason opportunities are constantly being made available in the borough. A specialist team of care managers work with individuals to assess the needs of the person with learning disabilities and their Carers and arrange appropriate services such as:

- support in the family or the clients own home
- Housing and Support Schemes
- Respite and Short-Term Breaks
- Leisure Activities (including day services and clubs)
- Education
- Work Opportunities

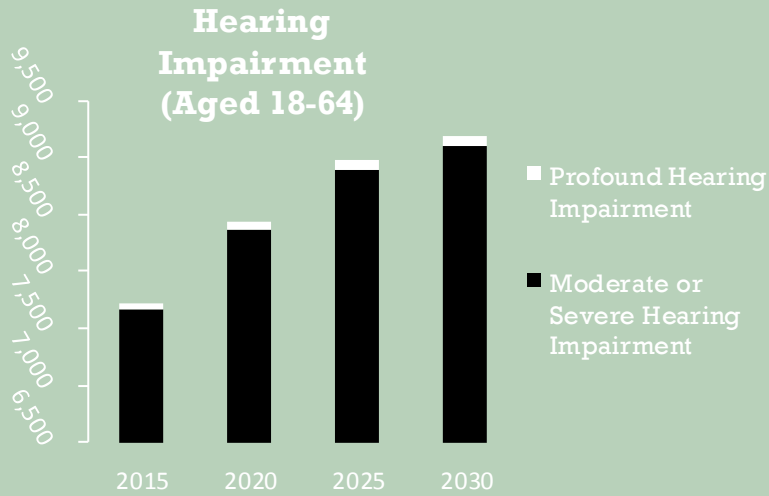
## People with Learning Disability in Appropriate Accomodation



\* Known to CASSR

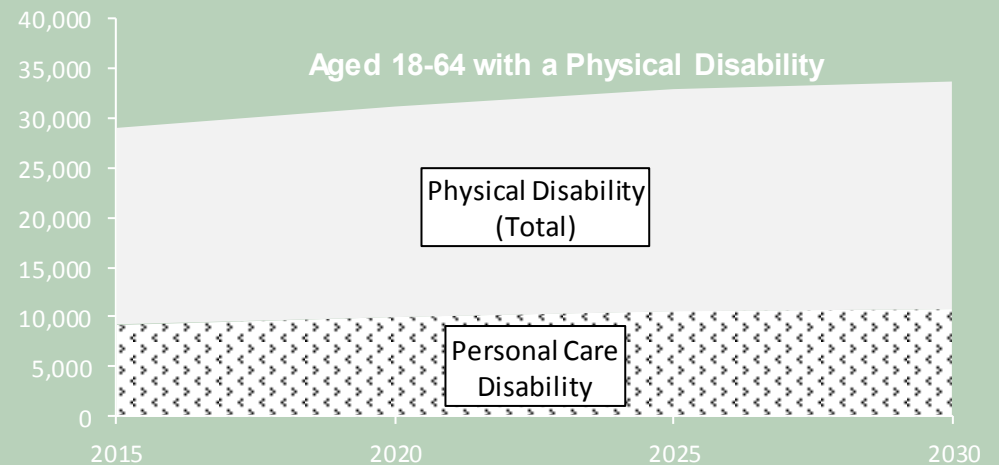
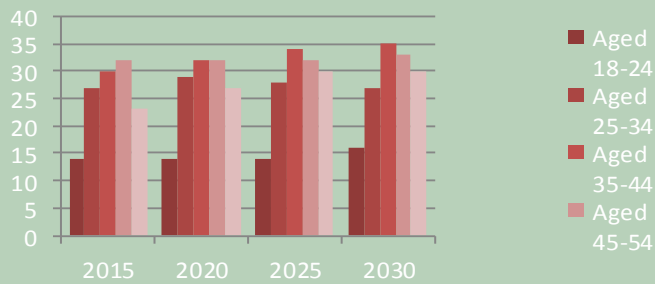
# Physical Disability & Sensory Impairment

Nearly 20,000 people in Bromley have a physical disability, with 4,500 of those having a serious physical disability.



Physical disability is the second highest reason why someone may require a carer, due to this prevalence it has a noticeable impact on the community. As with other areas, there has been an initiative to promote services and advice online through the [MyLife website](#) in order to help people improve their access to daily activities through all means available. This is also true for sensory impairment, as the [service directory](#) lists a range of experienced voluntary services to help with specific issues. Bromley Council has engaged with voluntary service providers in order to ensure that they are represented appropriately and also to ensure that the community is aware of what services are on offer in the borough.

## Visual Impairment in Bromley by Age



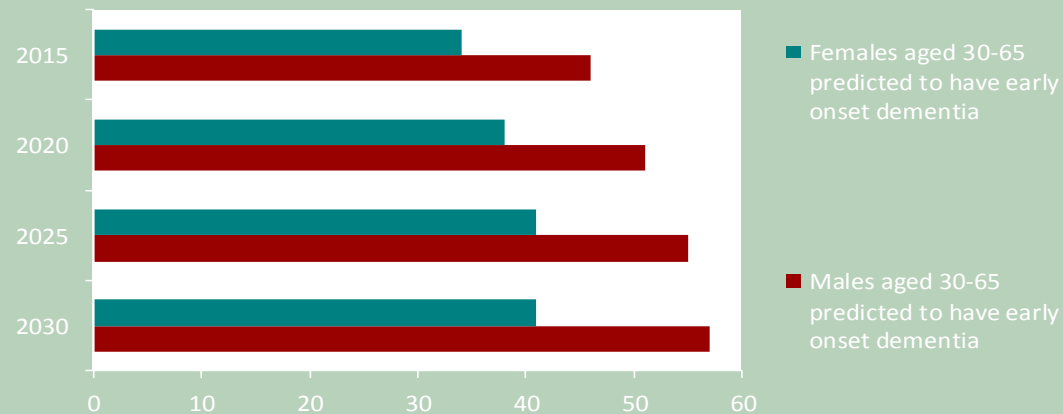
# Dementia

Over 2,700 people in Bromley have been diagnosed with dementia, this number is growing as more of the population get older.

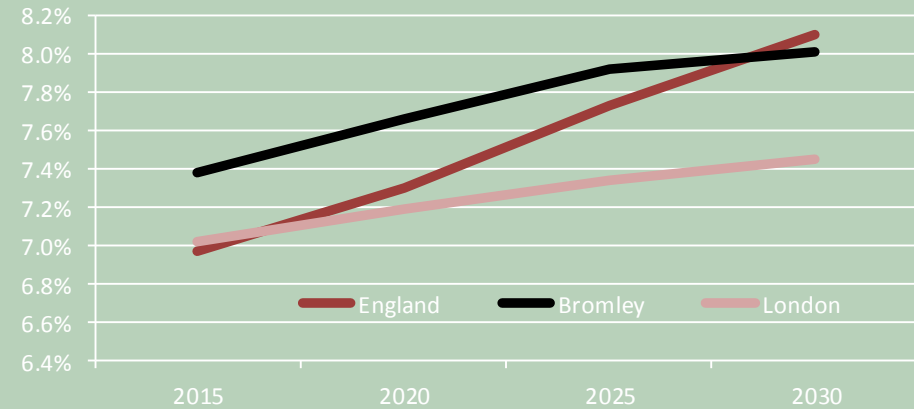
A recent survey in Bromley Established that:

- ◆ **2 out of 3 People** with dementia receive support from someone who lives in their home and 1 in 3 has someone who checks on them regularly
- ◆ **42% of Family members who provide Care** named Dementia as either the sole reason for providing care or a contributory factor for needing care, many of these Carers are over the age of 65
- ◆ **Paid Care** provides for a large number of the people who live with Dementia with 1 in 3 using a paid personal carer and 1 in 5 has a paid home help
- ◆ **Assistive Technology** plays a big part in helping those with Dementia as 3 out of 5 people have aids in the bathroom/toilet and 2 out of 5 have equipment to help with mobility
- ◆ **Lack of Care** was also identified as 1 in 3 do not have any form of practical help and support

Early Onset Dementia in Bromley



Percentage of People over 65 Predicted to suffer from Dementia



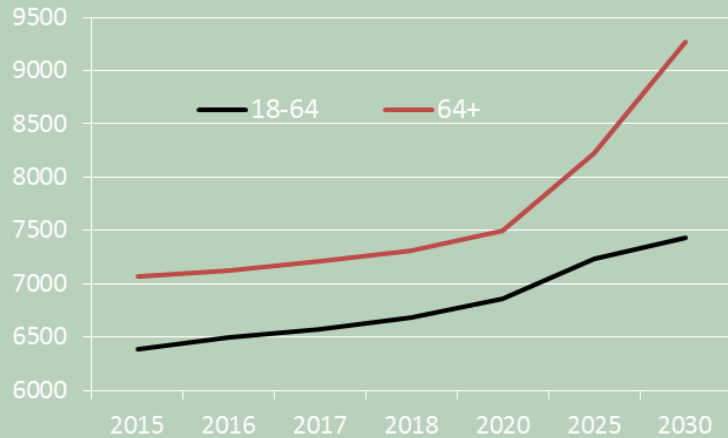
In November 2015, the London borough of Bromley held a conference to meet and engage with organisations that could aid those who have Dementia. The Conference was attended by 68 people from a variety of backgrounds. As well as professionals from health and social care statutory and voluntary agencies there were also representatives from: GP surgeries; local churches; Women's Institutes; residents' associations, housing associations, Girl-guiding; Go Ahead London – Metrobus; Job Centre Plus, Bromley libraries and Mytime Active.

It is predicted that there will be over 5,000 Dementia sufferers in Bromley by 2025

# Public Health

Health interventions have become focused on preventing people from becoming ill by adapting their behaviour long before it affects their health.

Predicted Levels of Diabetes by Age Group

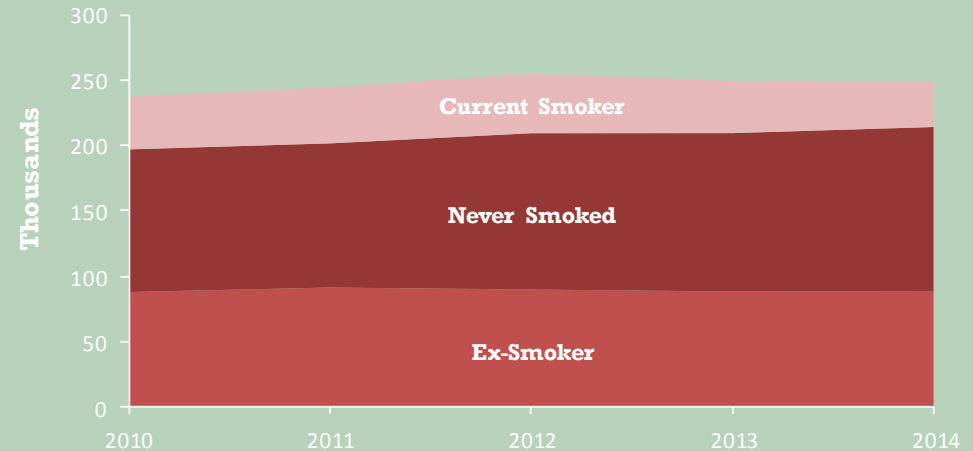


Overweight and obese children are more likely to become obese adults, and these adults have a higher risk of morbidity, heart conditions, disability and premature mortality. Obesity occurs when people take in far more energy in food than they expend through physical activity, increasing obesity is due to people eating more energy dense and processed food whilst undertaking less physical activity. This in turn leads to an increase in long-term health conditions and increased reliance on adult social care provision; severely obese people are 3 times more likely to need social care than those who are a healthy weight.

65% of Bromley's Population are overweight or obese, this is less than 2% more than the National average. In order to reduce this figure Bromley has been promoting healthy eating and more exercise for its residents through the Healthy Weight Forum. The key causes of death in Bromley remain circulatory disease, cancer and respiratory disease, with smoking being a major risk factor in all three. The prevalence of heart disease has been stable for the last four years and mortality rates continue to decrease.

17% of adults in Bromley smoke, compared to London where the rate of smokers is 19% and the UK where 21% smoke. The trends in the most recent figures also show that the number of Smokers is decreasing, this is not as a result of more people choosing to quit smoking or are ex-smokers, which has decreased marginally, but actually a decision for significantly more to not even begin smoking (as shown in graph below).

Population who currently smoke, are ex-smokers, or never smoked in Bromley (18+)



**65%** Of Bromley's Population are overweight or obese



# Safeguarding

As the lead agency in Bromley, London Borough Bromley is responsible for receiving all safeguarding alerts and then deciding how best to investigate.

## The Safeguarding Board's main achievements during 2015-2016 were:

- Developing a 3 year strategy with statutory and voluntary sector partners;
- Developing a communication strategy;
- Holding a Development Day with partners to review the Board;
- Revising the Board's training strategy and training programme;
- Holding the Board's Annual Conference, a major training event, in October 2015 attended by over 140 people;
- Supporting a comprehensive project which developed Board safeguarding policies and procedures compliant with the Care Act and London Multi-Agency Adult Safeguarding Policy and Procedures.

### Training Activity

1,946 health and social care staff received training through a variety of means: facilitated training, lunchtime learning briefings and e-learning

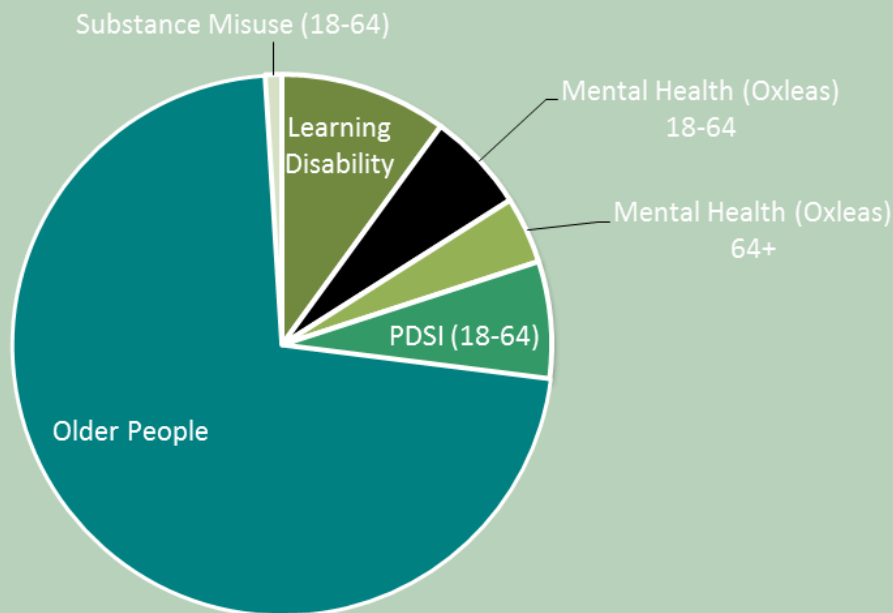
Over 140 people attended the Board's Safeguarding Conference and received training from national organisations on a wide variety of subjects

10 staff members were trained to deliver the Home Office Prevent training and there have been 12 sessions attended by 207 staff from the Council's Adult and Children's services, 7 foster carers and 77 from Education Services

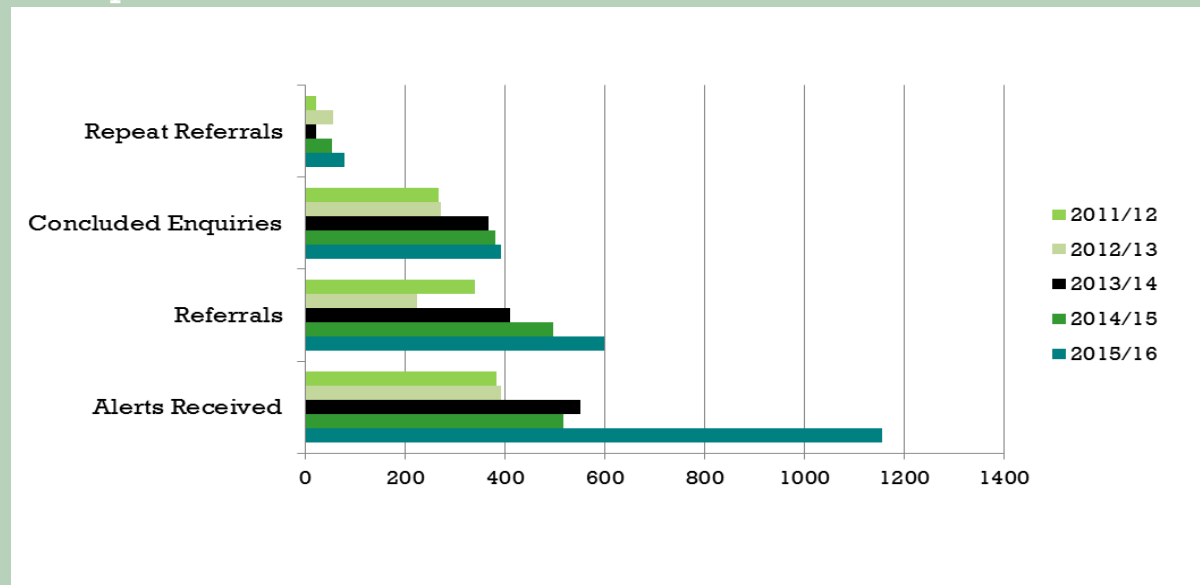
1,084 e-learning sessions were completed

5 Best Interest Assessors refresher training places were funded

## Referrals Client Group



## Comparison of Alerts & Referrals



This year has seen a substantial increase in the number of safeguarding alerts received during 2015-2016 which has more than doubled since 2014-2015, in addition to this the number of referrals has also increased to 599, an increase of 103 over the previous year, presumably as a consequence of the increase in alerts.

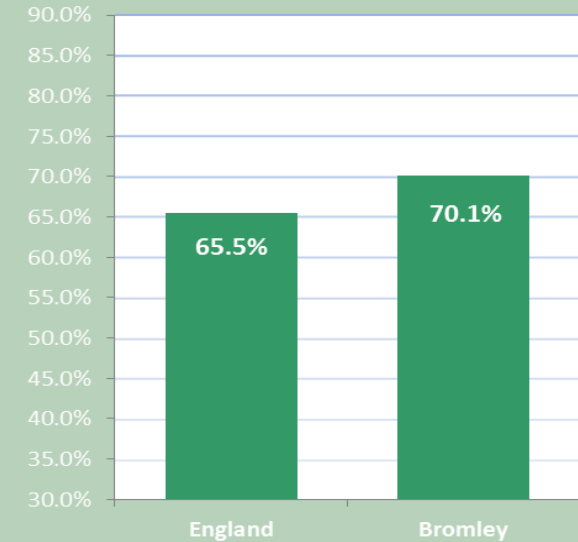
# Carers

Around 30,000 people are unpaid Carers in Bromley, this is about 10% of the local population.

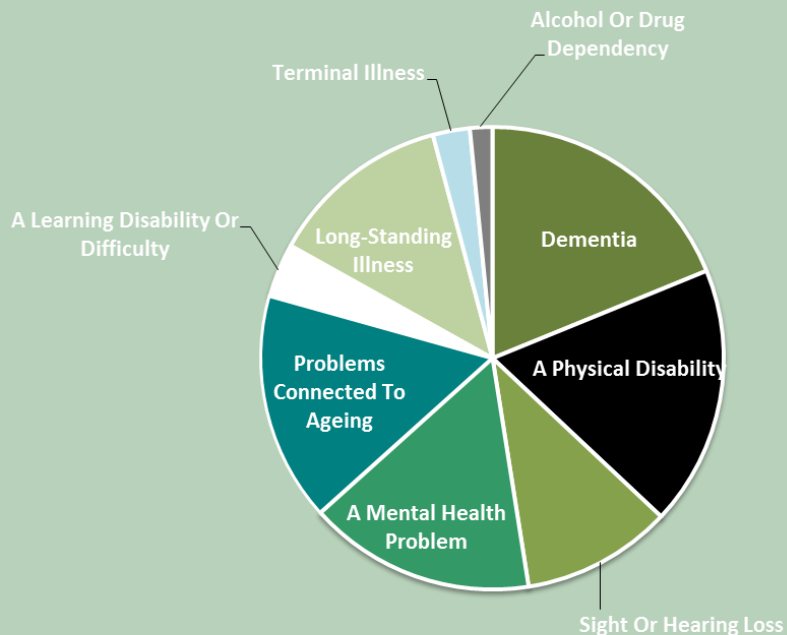
In a recent survey, 70% of Carer respondents in Bromley said they live with the person they care for. This means that a significant amount of care need is taken up by unpaid Carers who not only cover care needs but also provide 24 hour assistance at home. In addition to this, 80% of respondents say that they had not been able to make use of support services which enabled them to take a break between 1 and 24 hours. This is above the London average of 72%.



Proportion of carers who find it easy to find information about services 14/15



## Reason Unpaid Personal Carers Provide Assistance



72%

Of Carers are not able to take a break between 1– 24 hours

Unsurprisingly as the total number of Carers increases, so too is the number of Carers at the lower end of the age range. In December 2015, there were 964 young Carers under the age of 18 registered with Carer's Bromley; this is an increase from 888 in 2014.

At the other end of the spectrum, a person is far more likely to become a carer in their later years for their parents. It is important to monitor the number of Carers in these age brackets as they are more likely to reach a crisis point than those who are between the ages of 18 and 64 as they generally have their own key needs to contend with alongside their responsibilities as a Carer. There are about 2,400 who are over 64 and delivering greater than or equal to 50 hours of care a week. There are some, 210, who are over 74, providing greater than 50 hours of care, and in bad or very bad health.

# Housing Need

On average more than 100 households complete an application to join Bromley's Housing Register each week.

Initiatives in housing have become more focused on engaging in preventative measures with households who are approaching housing need; more than 60 households have been assisted to move to more affordable accommodation. There has also been promotion of under occupation and transfer schemes to best match available supply to housing need. In order to provide new affordable housing, the service has been working with housing association partners to enable delivery of new and the retention of existing affordable housing supply. The amount of people requiring accommodation is continually rising, making projects to find extra accommodation important to the service; as is the case with other boroughs in London.

The Council continues to utilise funding to bring empty homes back into use, both improving local facilities and ensuring good quality homes for local families. Between April 2013 and November 2015, thirty formally empty homes within the borough have been brought back into use, with 20 of those being gained in 2015



For 2015/16 the full year operation of the new temporary accommodation provision achieved a full year saving of **£246,000** against the current costs pressures faced, which is predicted to increase the following year by a £24,000.

As of December 2015 there were **2850** households included on the Housing Register

**1,281 households** received positive action that was successful in preventing homelessness.

**83%** of those were able to remain in their own home with the remaining 17% being assisted into alternative accommodation.

# Care Act & the Better Care Fund

The Care Act 2014 modernises existing laws around adult social care. It also introduces new duties for local authorities to change the way adult social care is funded in the future. The first tranche of changes were implemented in April 2015 with the revised funding rules coming into effect from April 2020. Alongside the Care Act 2014, the Government has also introduced the Better Care Fund. The Better Care Fund is a programme spanning both the NHS and local government. It has been created to improve the lives of some of the most vulnerable people in our society, placing them at the centre of their care and support, and providing them with 'wraparound' integrated health and social care, resulting in an improved experience and better quality of life.

Together, the Better Care Fund and the Care Act will help Local Authorities to work with health partners for a more joined up approach in delivering social care and health services.

- People's wellbeing at the heart of every decision Carers rights on the same footing as the people they care for Preventing and delaying need for care and support
- Personal budgets giving people greater control over their care
- Information and advice about the care and support system
- Promoting the diversity and quality of the local care market, shaping care and support around what people want
- New guarantees to ensure continuity of care
- Equity of funding

Changes implemented in April 2015 include general responsibilities on local authorities to promote people's wellbeing, focusing on prevention and providing information and advice.



Residents of Bromley have told us.....



## Complaints

- 45 Compliments were received, an increase of 19 from the previous year
- 267 Complaints were received, (89 partially or fully upheld), this is an increase of 81 from the previous year

The 'Living Well with Dementia in Bromley' survey was carried out to inform the conference that took place in November 2015 which was attended by 68 people. The purpose of the consultation was to talk to people about their experiences of living with dementia in Bromley or caring for someone with dementia. The survey is for all those who live in the borough who have dementia or who care for someone who has dementia. The Council want to understand people's experiences of living in the community and how dementia friendly all parts of the London Borough of Bromley are.

Feedback from the conference has resulted in the development of the dementia section of the Bromley MyLife website.